

PT WIJAYA KARYA BETON Tbk

3Q 2015 UPDATES



DISCLAIMER

The information that follows is a presentation of general background information about PT Wijaya Karya Beton Tbk (the “Company” or “WIKA Beton”) prepared by the Company.

This presentation has been prepared for information purposes only. None of the information appearing in this presentation may be distributed to the press or other media or reproduced or redistributed in the whole or in part in any form at any time. Any recipient of this presentation and its directors, officers, employees, agents and affiliates must hold this presentation and any information provided in connection with this presentation in strict confidence and may not communicate, reproduce, distribute or disclose to any other person, or refer to them publicly, in whole or in part.

This presentation does not constitute an offer to sell or the solicitation of an offer to buy any securities in the United States or any other jurisdiction in which such offer, solicitation or sale would be unlawful prior to registration or qualification under the securities laws of any such jurisdiction, and neither this presentation nor anything contained herein shall form the basis of or be relied on in connection with any contract or commitment whatsoever. No securities may be offered or sold in the United States absent registration or an applicable exemption from registration requirements. Any public offering of securities to be made in the United States will be made by means of a prospectus. Such prospectus will contain detailed information about the company making the offer and its management and financial statements. No public offer of securities is to be made by the Company in the United States. This presentation may contain forward-looking statements and estimates with respect to the future operations and performance of the Company and its affiliates. Investors and security holders are cautioned that forward-looking statements are subject to various assumptions, risks and uncertainties, many of which are difficult to predict and are generally beyond the control of the Company. Such assumptions, risks and uncertainties could cause actual results and developments to differ materially from those expressed in or implied by the forward-looking statements.

Accordingly, no representation or warranty, either expressed or implied, is provided in relation to the accuracy, completeness or reliability of the information contained in this presentation, nor is it intended to be a complete statement or summary of the resources markets or developments referred to in this presentation. It should not be regarded by recipients as a substitute for the exercise of their own judgment.

Neither the Company or any other person assumes responsibility for the accuracy, reliability and completeness of the forward-looking statements contained in this presentation. The forward-looking statements are made only as of the date of this presentation. The Company is under no duty to update any of the forward-looking statements after this date to conform such statements to actual results or developments or to reflect the occurrence of anticipated results or otherwise.

By accepting delivery of this presentation, the recipient agrees to accept and be bound by the statements, restrictions and limitations set forth herein.

TABLE OF CONTENTS

1	COMPANY PROFILE
2	INDUSTRY OVERVIEW
3	BUSINESS OVERVIEW
4	FINANCIAL HIGHLIGHT
5	COMPANY UPDATES

1

COMPANY PROFILE



VISION, MISSION & CORE VALUE

Vision



“To be the foremost company in the precast concrete product industry”

Mission



- To be the market leader in precast concrete industry in Southeast Asia
- To provide excellent services to customers on the fulfillment of quality, time and price
- To apply management system and technology which can increase efficiency, consistently maintain the quality, ensure the occupational health and safety based on environmental requirement
- To continuously grow together with business partners for a mutual benefit
- To enhance employees competence and welfare

Core Value

Commitment

Innovation

Balance

Excellence

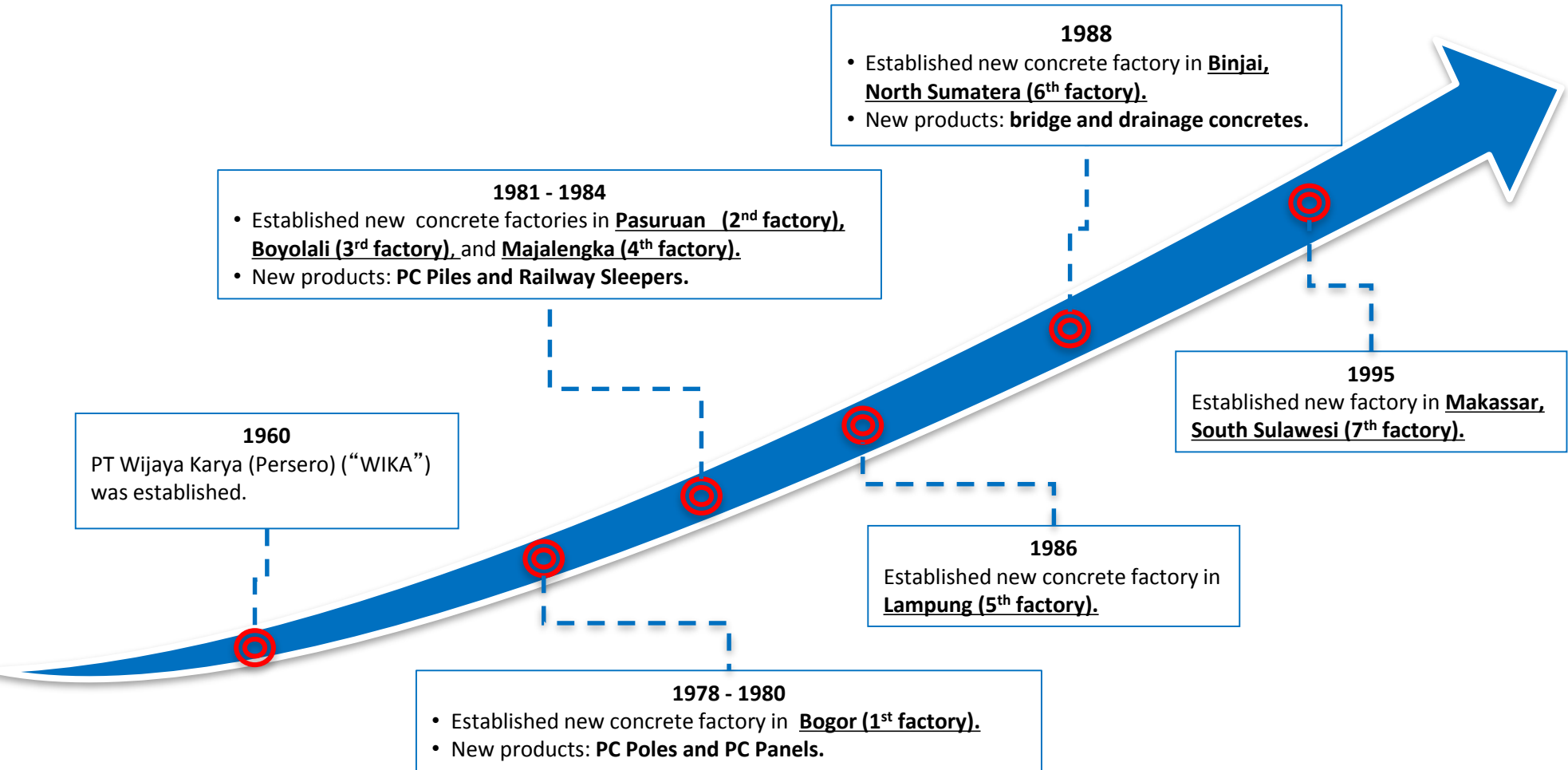
Relationship

Teamwork

Integrity

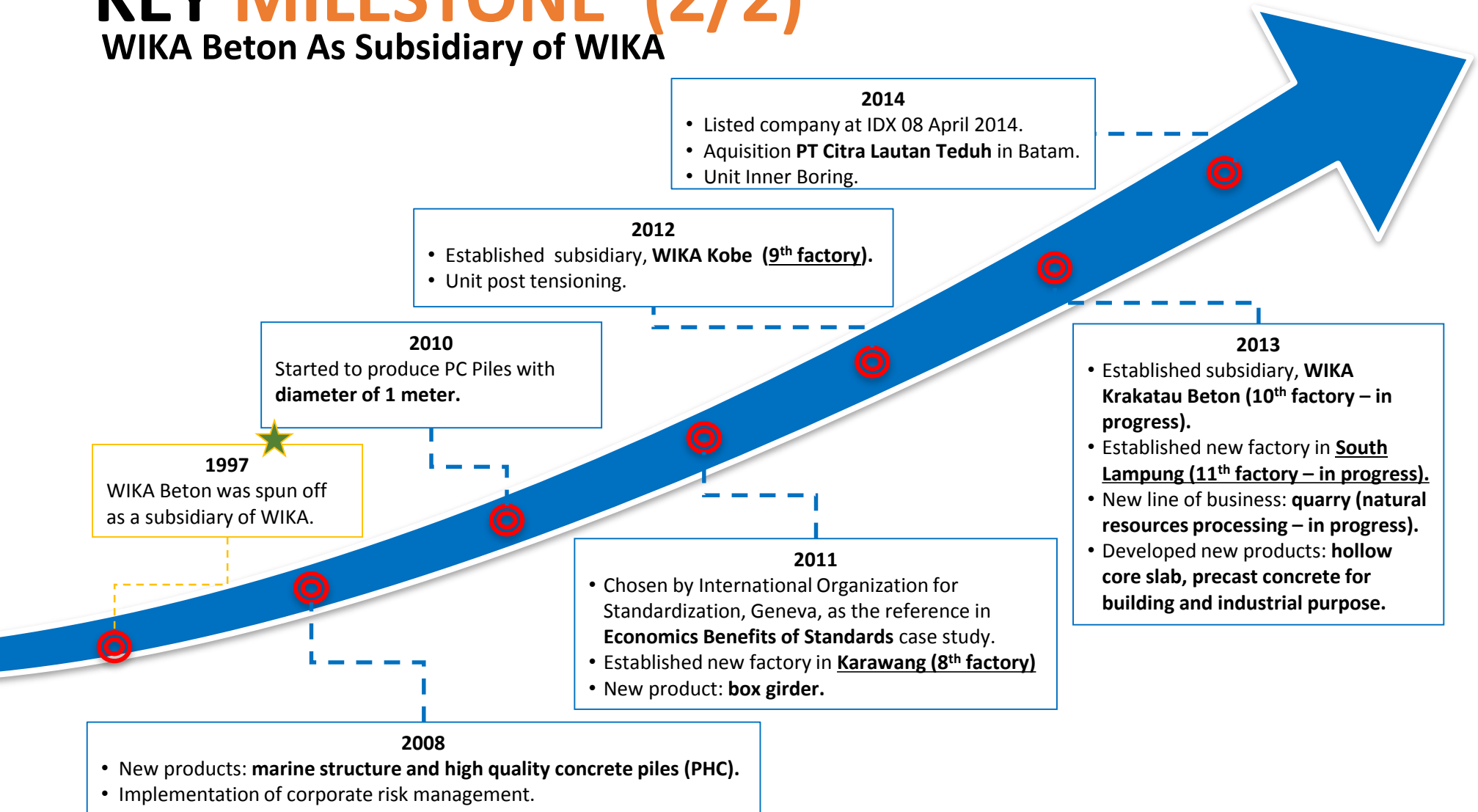
KEY MILESTONE (1/2)

WIKABeton As Sub Business Unit of WIKA




KEY MILESTONE (2/2)

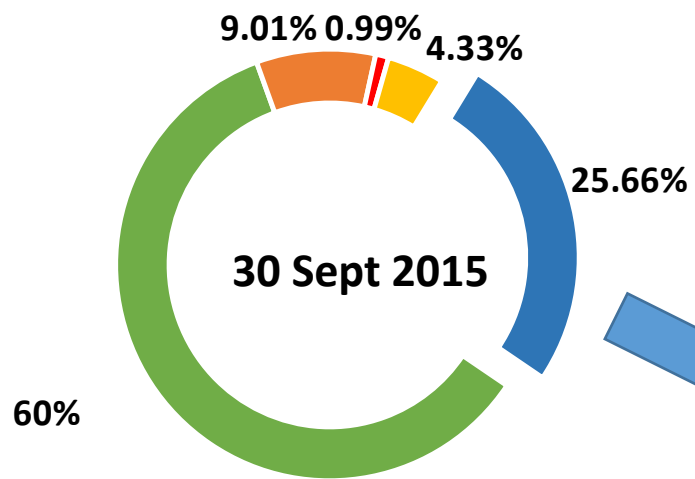
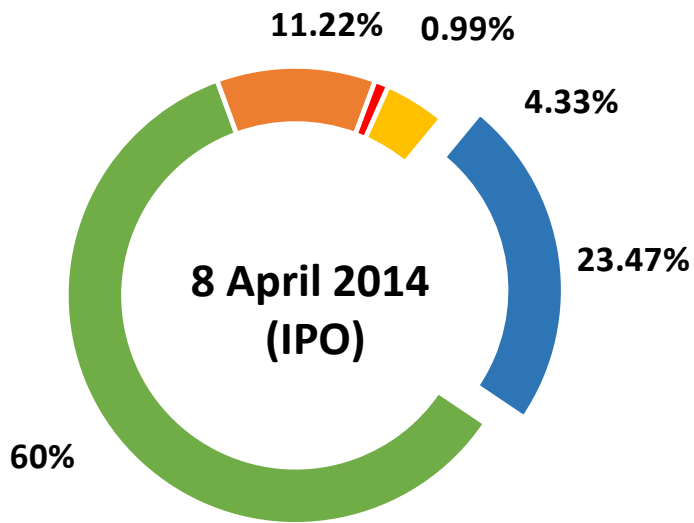
WIKA Beton As Subsidiary of WIKA



CORPORATE STRUCTURE (1/2)

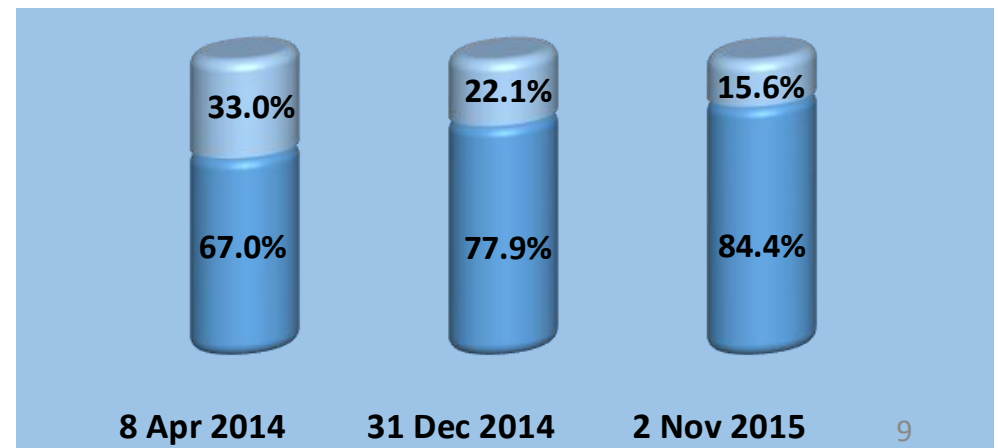


CORPORATE STRUCTURE (2/2)



- PT Wijaya Karya (Persero) Tbk
- Koperasi Karya Mitra Satya
- Yayasan Wijaya Karya
- Treasury Stock
- Public

■ Local ■ Foreign



MANAGEMENT TEAM

Board of Commissioners



Budi Harto
President Commissioner



A. Boediono
Commissioner



Nariman Prasetyo
Commissioner



Tumik Kristianingsih
Commissioner



Asfiah Mahdiani
Independent Comm.



Priyo Suprobo
Independent Comm.

Board of Directors



Wilfred I. A. Singkali
President Director



Hadian Pramudita
Director



Entus Asnawi Mukhson
Director



Fery Hendriyanto
Director



Hari Respati
Director

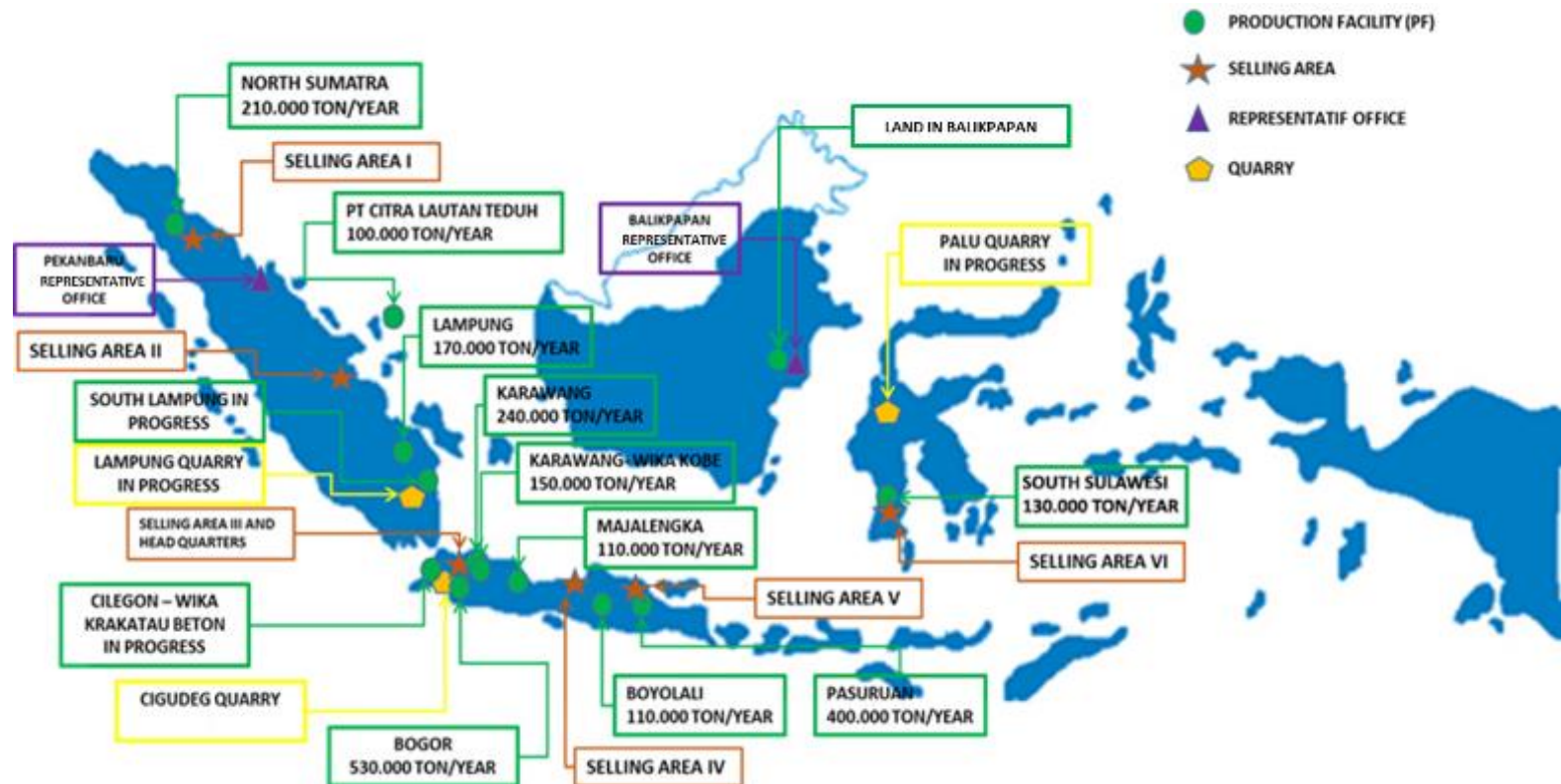


M. Zulkarnain
Independent Director

COVERAGE AREA

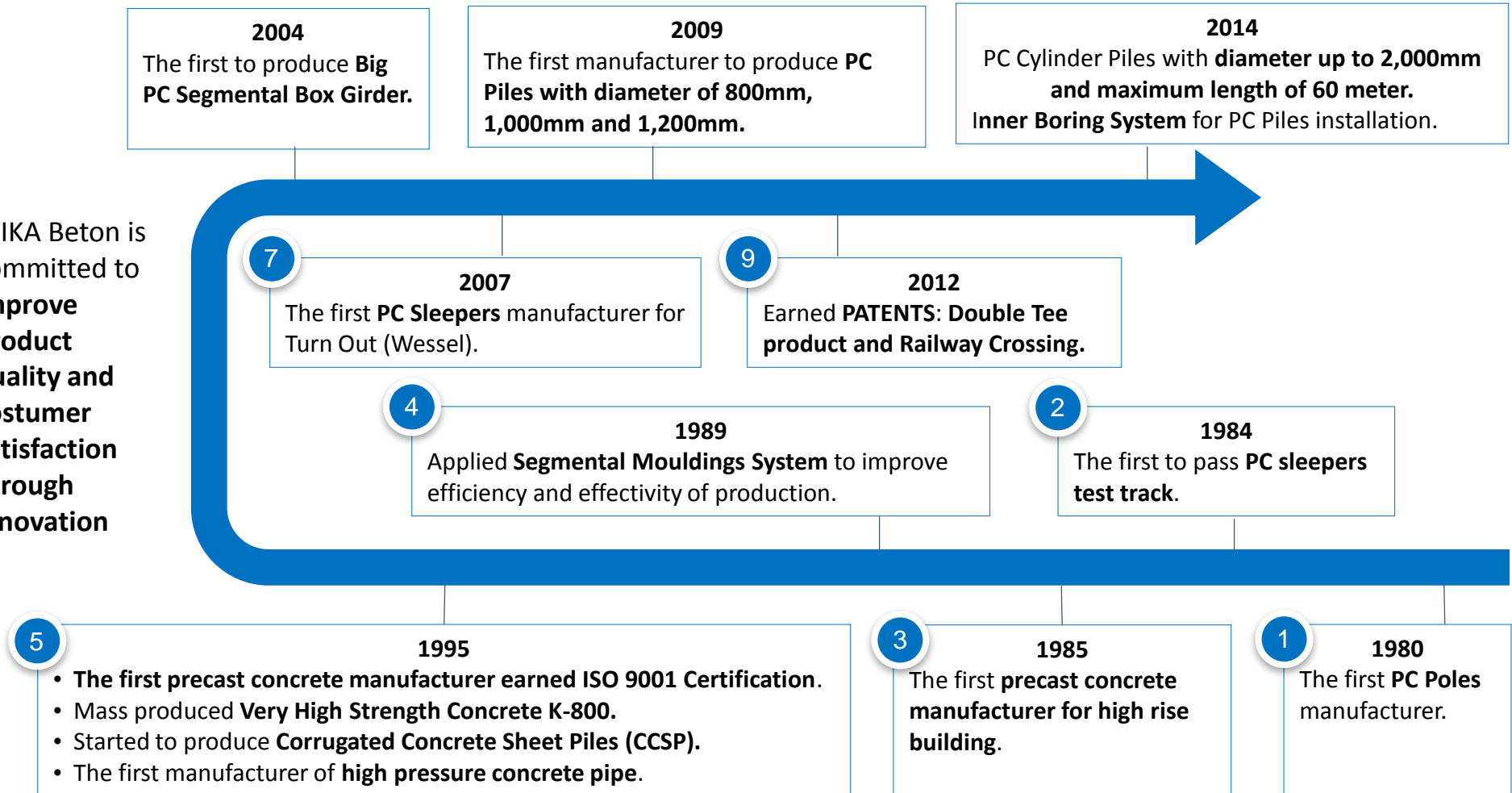
- **Wide Coverage:** Wika Beton will have 12 production facilities (including subsidiaries) by June 2015, 6 sales areas and 2 representative offices strategically located all across Indonesia.
- **Well Integrated:** 1) Complete business cycle from engineering, raw material production, fabrication, and installation (Backward and Forward Integration); 2) Flexibility in moving supporting equipment such as moulding to all production facilities in Indonesia.

Wika Beton is able to provide **fast delivery and cheaper transportation cost** due to close proximity to customers.



CONTINUOUS INNOVATION

WIKABeton is committed to **improve product quality and customer satisfaction through innovation**



2

INDUSTRY OVERVIEW



PEMBANGUNAN INFRASTRUKTUR JOKOWI 2015-2019

LOKASI 15 BANDARA DAN 24 PELABUHAN



- Jalan baru **2.650 Km**
- Jalan tol **1.000 Km**
- Pemeliharaan jalan **46.770 Km**



- Pembangunan Jalur KA **3.258 Km** di Jawa, Sumatera, Sulawesi dan Kalimantan terdiri dari: KA Antar kota 2.159 Km, KA Perkotaan 1.099 Km



- Pembangunan **15 Bandara baru**
- Pengadaan **20 Pesawat Perintis**
- Pengembangan Bandara untuk pelayanan **Cargo Udara** di **6 Lokasi**



- Pembangunan Pelabuhan Penyeberangan di **60 Lokasi**
- Pengadaan **Kapal penyeberangan perintis sebanyak 50 unit**



- Pembangunan **24 Pelabuhan baru**
- Pengadaan **26 Kapal Barang Perintis**
- Pengadaan **2 Kapal Ternak**
- Pengadaan **500 unit Kapal rakyat**



- Pembangunan **BRT di 29 kota**
- Pembangunan angkutan massal cepat di kawasan perkotaan (**6 Kota metropolitan, 17 Kota besar**)

SUMBER: BAPPENAS / INFOGRAFIS: ANDHIKA AKBARYANSYAH/DETIKCOM

INFRASTRUCTURE INVESTMENT REQUIREMENT 2015-2019

Infrastructure Investment Requirement (RPJMN) 2015-2019 (Rp trillion)						
Sector	Full Scenario (100%)	Partial Scenario(75%)		Basic Scenario(50%)		
		Needs	% of Full Scenario	Needs	% of Full Scenario	
Road	1274	851	67%	637	50%	
Railway	278	222	80%	140	50%	
Mass Transportation	166	115	69%	75	45%	
Sea Transportation	563	424	75%	282	50%	
Ferry and ASDP	91	80	88%	60	66%	
Air Transportation	182	165	91%	100	55%	
Electricity	1,080	762	71%	714	66%	
Energy and Gas	535	420	79%	268	50%	
Water Resources	1,091	845	77%	645	59%	
Clean Water and Sewage	666	450	68%	330	50%	
Public Housing	384	247	64%	180	47%	
Information and Communication Technology	242	200	83%	130	54%	
Total	6,552	4,781		3,561		

Investment Requirement(priority) **5,452**

3

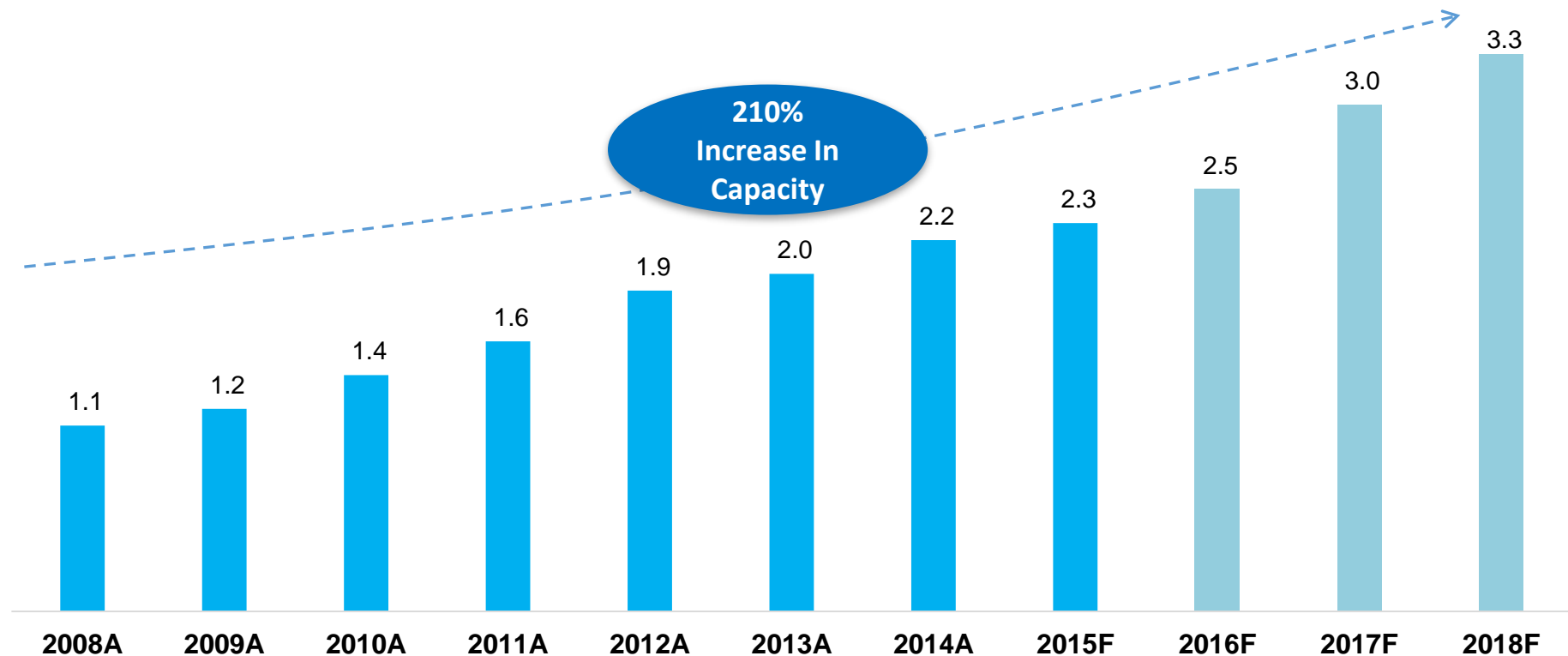
BUSINESS OVERVIEW



PRODUCTION CAPACITY 2008 - 2018

- Currently, Wika Beton's installed production capacity is approximately 2,3 million ton per year.
- Wika Beton's installed production capacity is expected to grow 210% from 2008 – 2018.

Installed Production Capacity (Million Ton per Year)



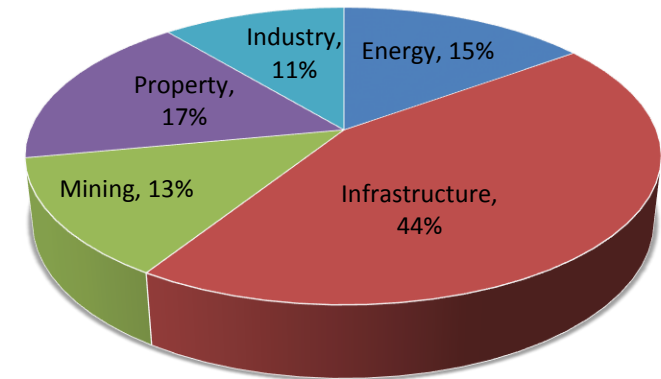
CUSTOMERS' PROFILE

- Based on line of business, **Infrastructure sector contributed 44% of total WIKA Beton's revenue** in 2014.
- Based on customers' ownership, **private – local companies contributed 68% of total WIKA Beton's revenue** in 2014, followed by State Owned Enterprise with 28%.
- Contribution from WIKA in 2014 was 8%.

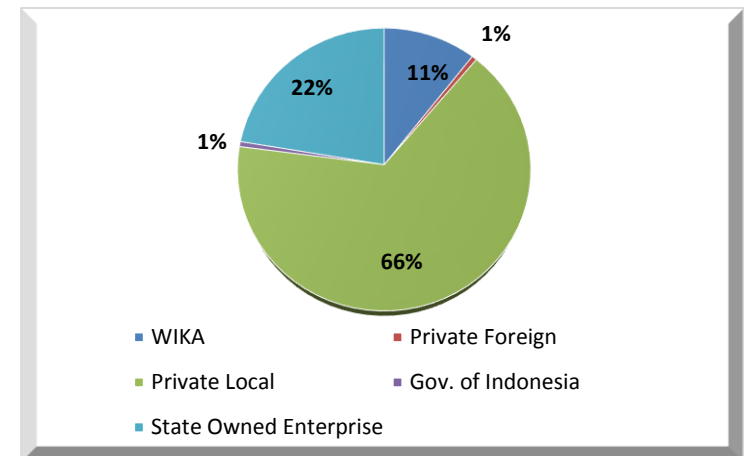
Top 10 Buyers 3Q 2015

No	Customer	Contribution
1.	PT Wijaya Karya (Persero) Tbk	11%
2.	PT Perusahaan Listrik Negara (Persero)	9%
3.	PT OKI P&P MILLS	5%
4.	PT Energi Sejahtera Mas	5%
5.	PT Utama Karya (Persero)	4%
6.	PT Multi Artha Pratama	3%
7.	PT Nusa Raya Cipta	2%
8.	PT Holcim Indonesia	2%
9.	PT Waskita Karya (Persero) Tbk	2%
10.	PT Kapuk Naga Indah	1%

Customers' Profile Based on Line of Business in 2014
(Percentage of Revenue)



Customers' Profile Based on Ownership in 3Q 2015
(Percentage of Revenue)



4

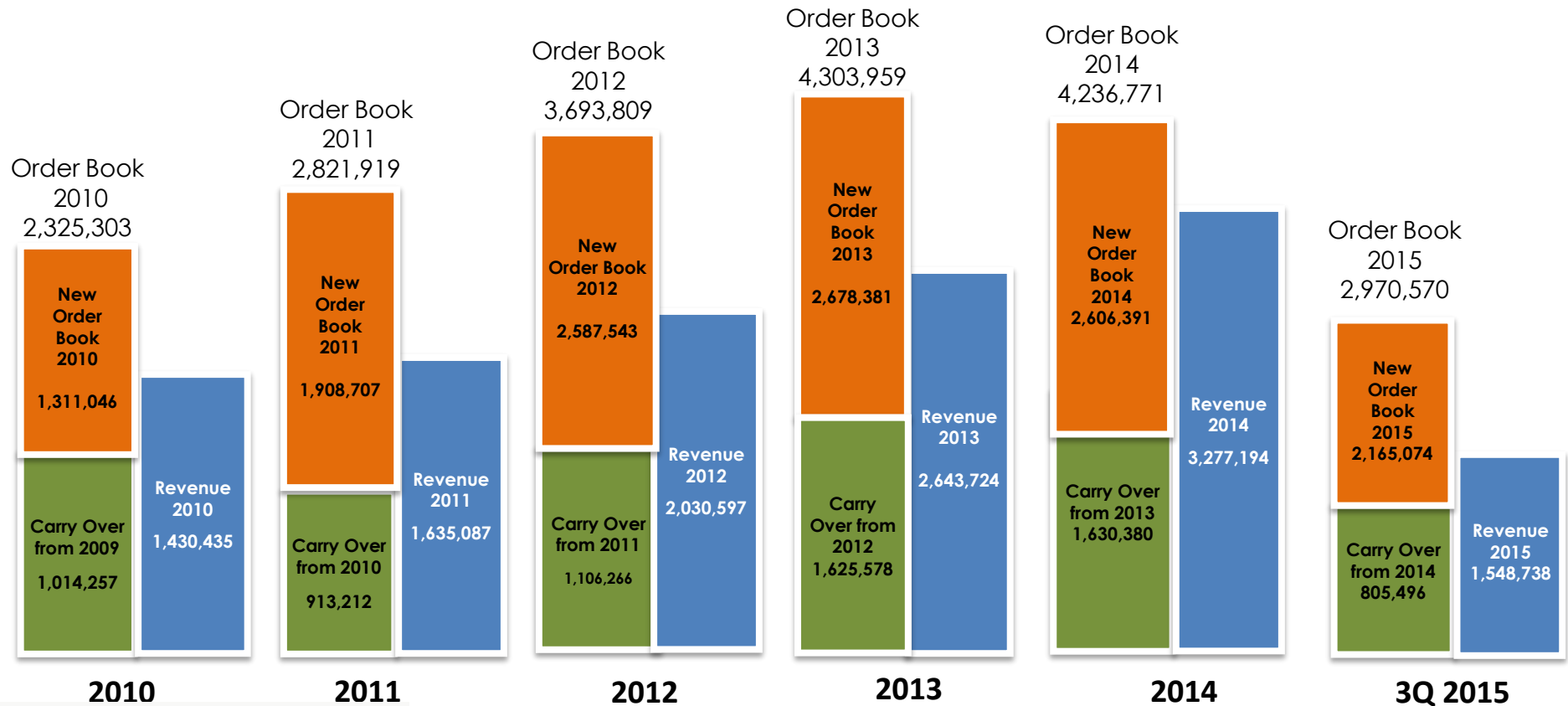
FINANCIAL HIGHLIGHT



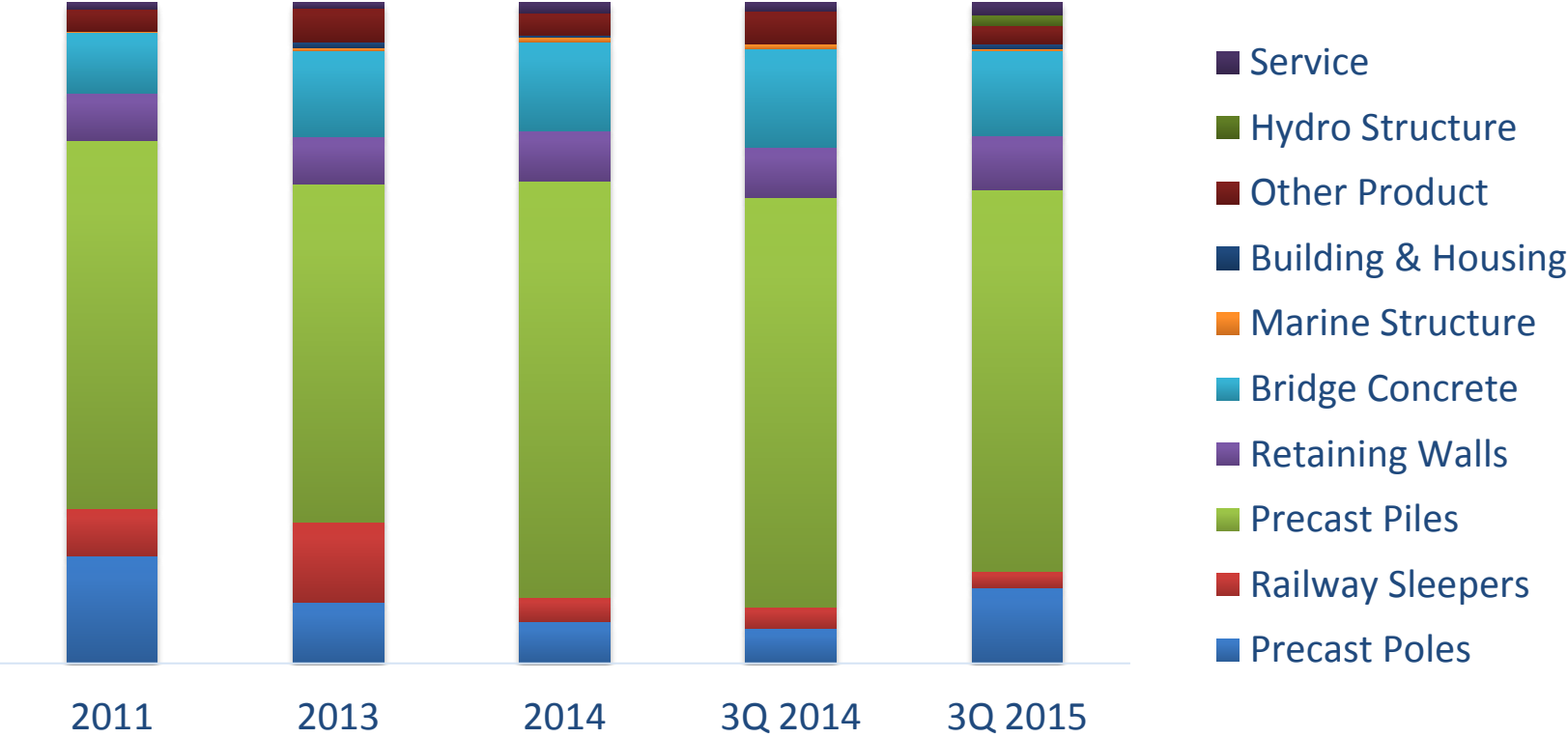
ORDER BOOK & REVENUE

- Total order book is calculated through **addition of new order book and carry over from previous year.**
- Carry over from previous year **may guarantee the amount of revenue** generated in the following year.

Total Order Book Vs. Revenue (IDR Million)



REVENUE CONTRIBUTION



USAGE IPO PROCEED

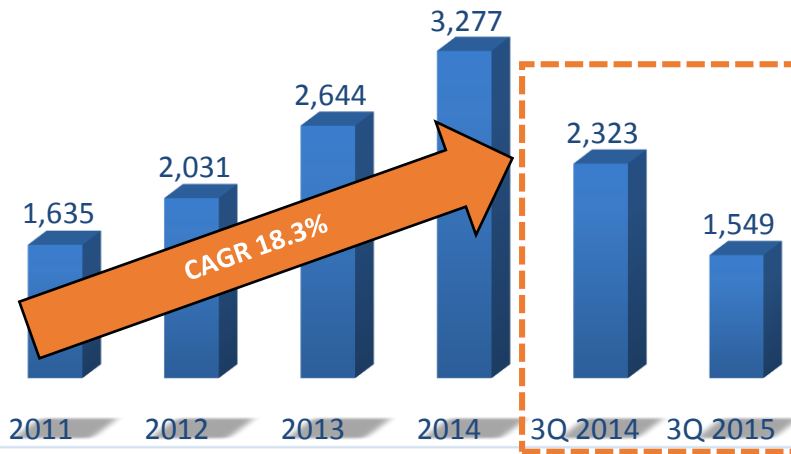
No	Subject	Budget Allocation	Progress on 30 Sept 15
A	BUSINESS EXPANSION (85%)		
	1 Processing of natural materials quarry in Cigudeg, Donggala, Boyolali and South Lampung.	12%	73.43%
	2 Development of New Factories in South Lampung, Pasuruan, and Kalimantan.	34%	57.05%
	3 Capacity expansion of existing factories at the factories in North Sumatra Factory, Lampung, Bogor, Karawang, Majalengka, Boyolali, South Sulawesi and mould Products.	18%	63.15%
	4 The services business development such as purchase of inner boring pile equipment and addition of post tensioning equipment.	18%	63.57%
	5 The establishment of mould maker	3%	0.00%
B	WORKING CAPITAL (15%) Additional Working Capital	15%	100.00%
		100%	

Total Usage of IPO Proceed until 30 Sept 2015 :

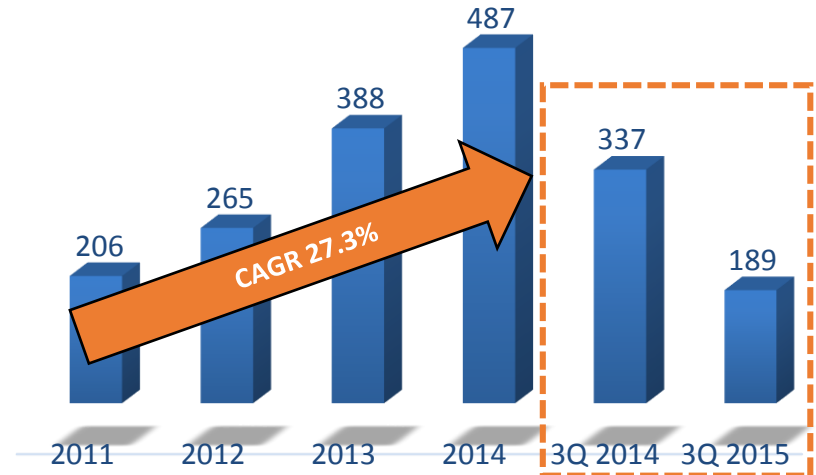
66.0%

SUMMARY OF INCOME STATEMENT

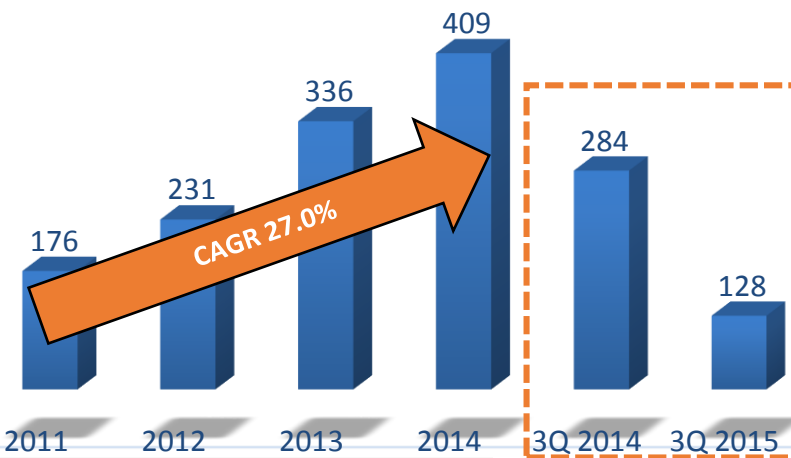
Revenue (IDR Bn)



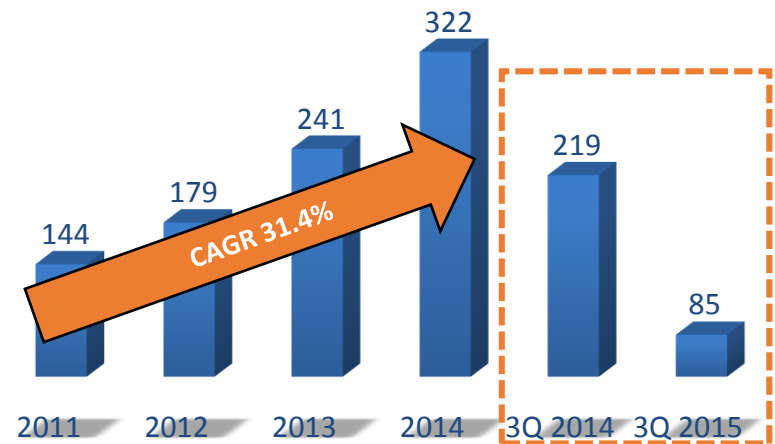
Gross Profit (IDR Bn)



Operating Profit (IDR Bn)

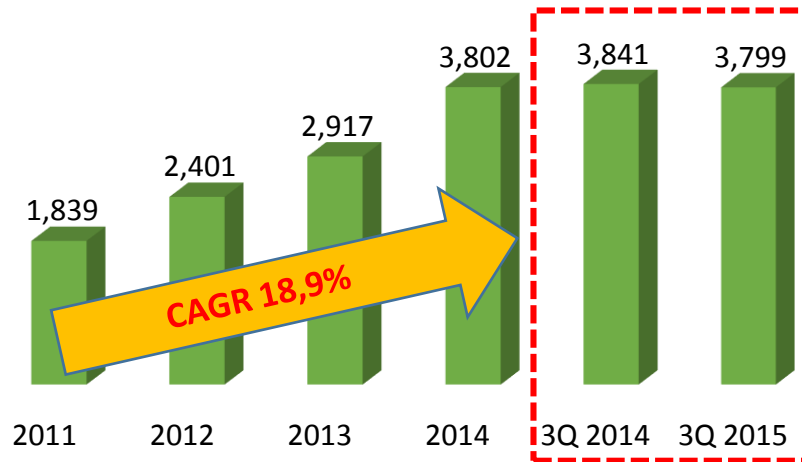


Net Profit (IDR Bn)

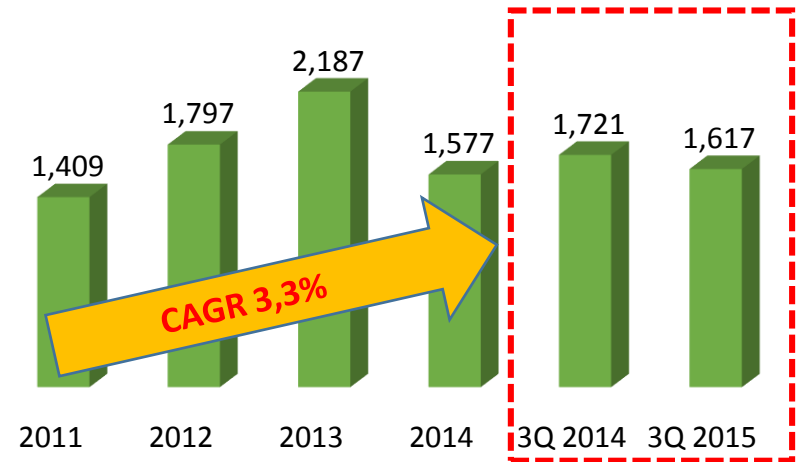


SUMMARY OF CONSOLIDATED BALANCE SHEET

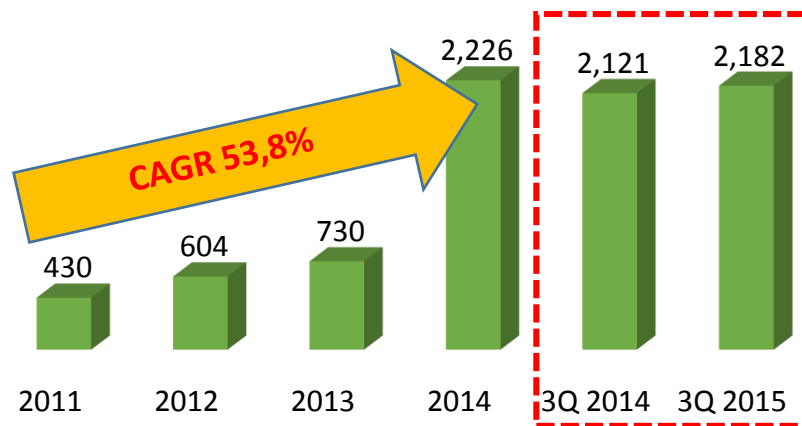
Assets (IDR Bn)



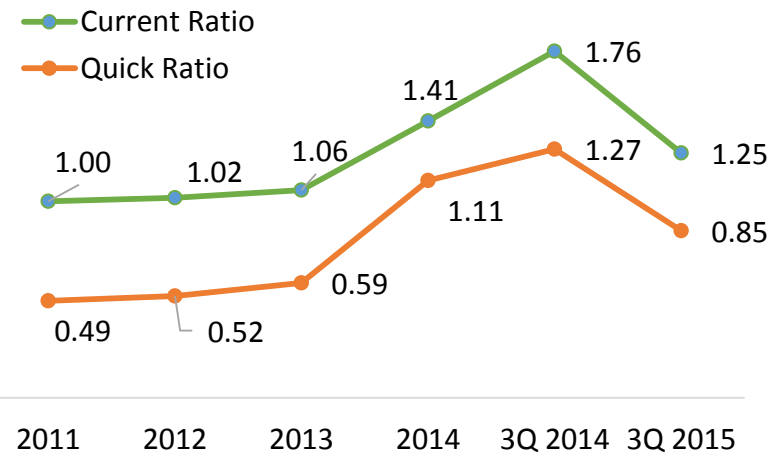
Liabilities (IDR Bn)



Equity (IDR Bn)

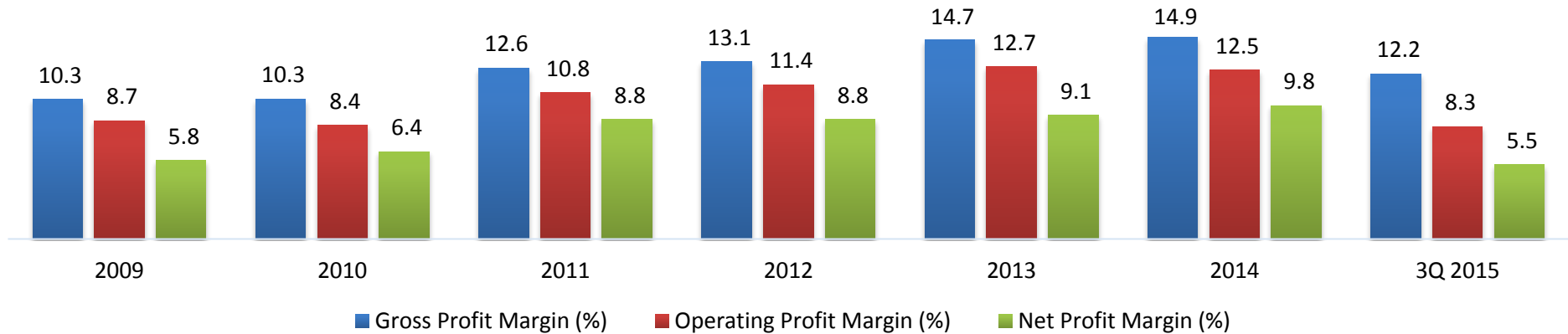


Current Ratio (x) & Quick Ratio (x)

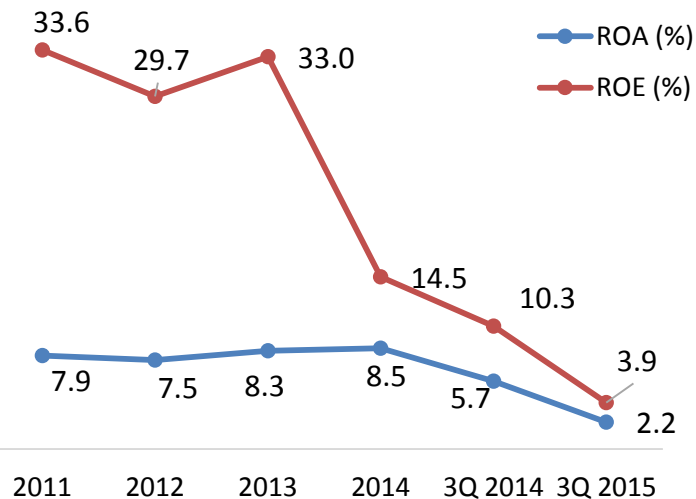


FINANCIAL RATIO AND PROFITABILITY

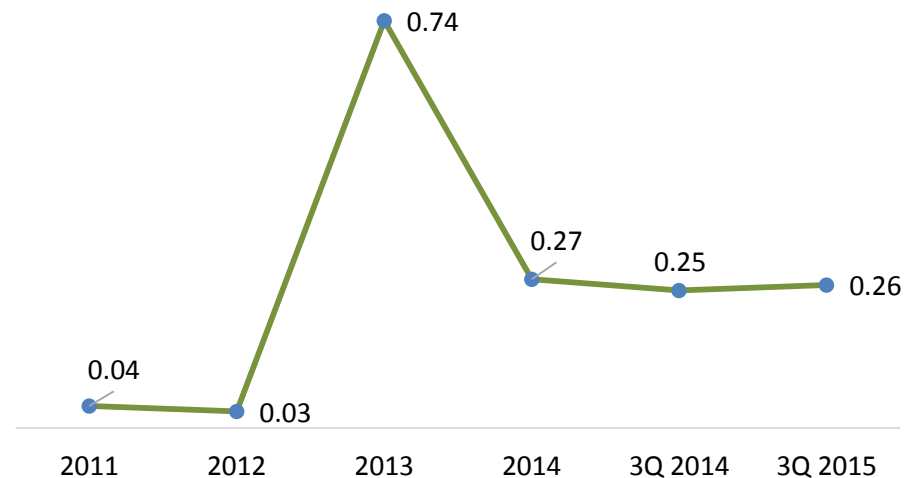
Profit Margin



Return on Asset (ROA) and Return on Equity (ROE)



Gearing Ratio (Equity)



5

COMPANY UPDATES





COMPANY UPDATES

A. KAVLING 2 PROJECT – CAWANG JAKARTA



COMPANY UPDATES

B. MRT PROJECT



COMPANY UPDATES

C. TRANS SULAWESI RAILWAY PROJECT



COMPANY UPDATES

D. GEDEBAGE ACCESS ROAD PROJECT, BANDUNG



COMPANY UPDATES

E. JLNT SESKOAL PROJECT



COMPANY UPDATES

F. CISUMDAWU PROJECT, WEST JAVA



COMPANY UPDATES

G. SOEKARNO HATTA AIRPORT ACCESS PROJECT, JAKARTA



COMPANY UPDATES

H. TELUK LAMONG PROJECT, EAST JAVA



COMPANY UPDATES

I. QUARRY CIGUDEG – WEST JAVA

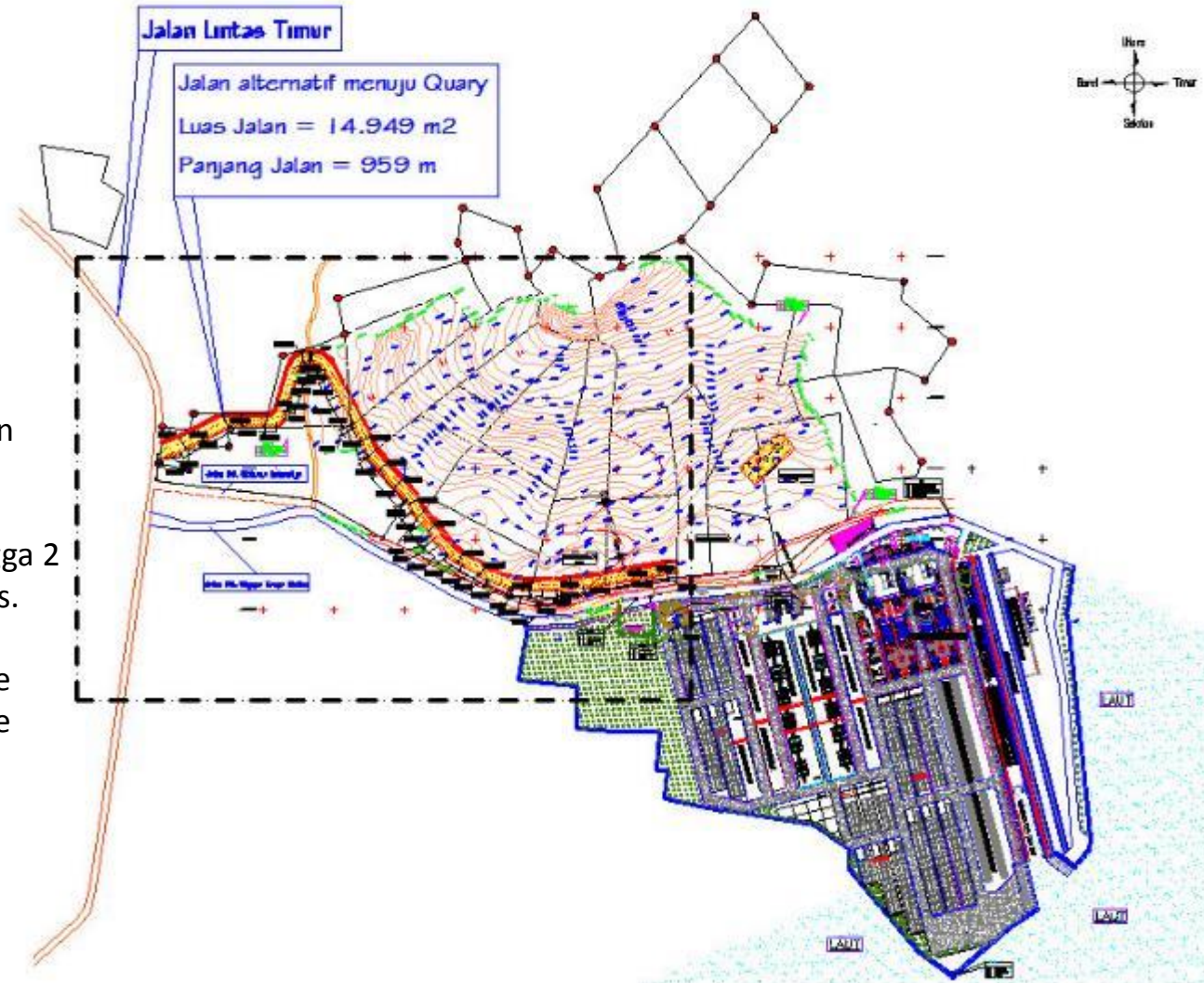
- Land area 36,7 Ha
- Project's working time 6 months
- Prod Capacity 350 ton per hour
- Starting operation on 29 Jan 2015
- Initial Investment : Rp 113bn



COMPANY UPDATES

J. SOUTH LAMPUNG FACTORY (1/2)

- Luas area 67 Ha
 - Quarry 41 Ha
 - Pabrik 26 Ha
- Progress fisik pembangunan pabrik :
 - Pematangan tanah
 - Pembangunan Pabrik
 - Instalasi mesin & pembangunan prasarana Jetty
- Produksi : Cylinder Pile diameter hingga 2 meter dan panjang hingga 100 meters.
- Tahap 1 : 2 jalur produksi Cylinder Pile
- Tahap 2 : 2 jalur produksi Cylinder Pile



COMPANY UPDATES

J. SOUTH LAMPUNG FACTORY (2/2)



ANALYST REPORT

No	Analisis	Perusahaan	Target Harga (Rp)	Maintain	Tanggal Laporan
1	Arij Jahja	Credit Suisse	1,040	Hold	11 Dec 2015
2	Maria Renata	UOB Kayhian	1,000	Hold	20 Oct 2015
3	Bryan Sjahputera	Sinarmas Sekuritas	1,225	Buy	16 Oct 2015
4	Theodorus Ariel Kristian	Lautandhana Securindo	1,400	Buy	21 Aug 2015
5	Martha Christina	Phillip Capital Securities	1,120	Hold	3 Aug 2015
6	Bob Setiadi	Bahana Sekuritas	965	Hold	30 Jul 2015
7	Arief Budiman	Ciptadana Securities	1,050	Hold	30 Jul 2015
8	Joko Sogie	Danareksa Sekuritas	1,350	Hold	4 Mei 2015
9	Deidy Wijaya	DBS Vickers Securities Indonesia	1,600	Buy	26 Jan 2015
10	Rachel Tan	Credit Suisse Malaysia	1,345	Buy	27 Nov 2014

AWARDS & ACHIEVEMENT (1/2)



**Investor Award 2015
From Investor Magazine**



**Best Annual Report Award 2014
from Otoritas Jasa Keuangan**



**Best IPO Deal of The Year
2014 in Southeast Asia
dan Best IPO of The Year
2014 in Southeast Asia
For Retail Investors from
Alpha Southeast Asia**



**Fastest Growing Issuer 2015 -
Cement Category
from
Majalah Warta Ekonomi
Indonesia**



**Best Employers 2015
from AON Hewitt Indonesia**

AWARDS & ACHIEVEMENT (2/2)



Rating History :

July 2013 _{id}A⁺/Stable

July 2014 _{id}A⁺/Stable

July 2015 _{id}A⁺/Stable
for corporate and MTN



August 2015 – January 2016



August 2015 – January 2016



Morgan Stanley Capital Index
Started on 07 Nov 2014 - now



Mei 2015 – October 2015

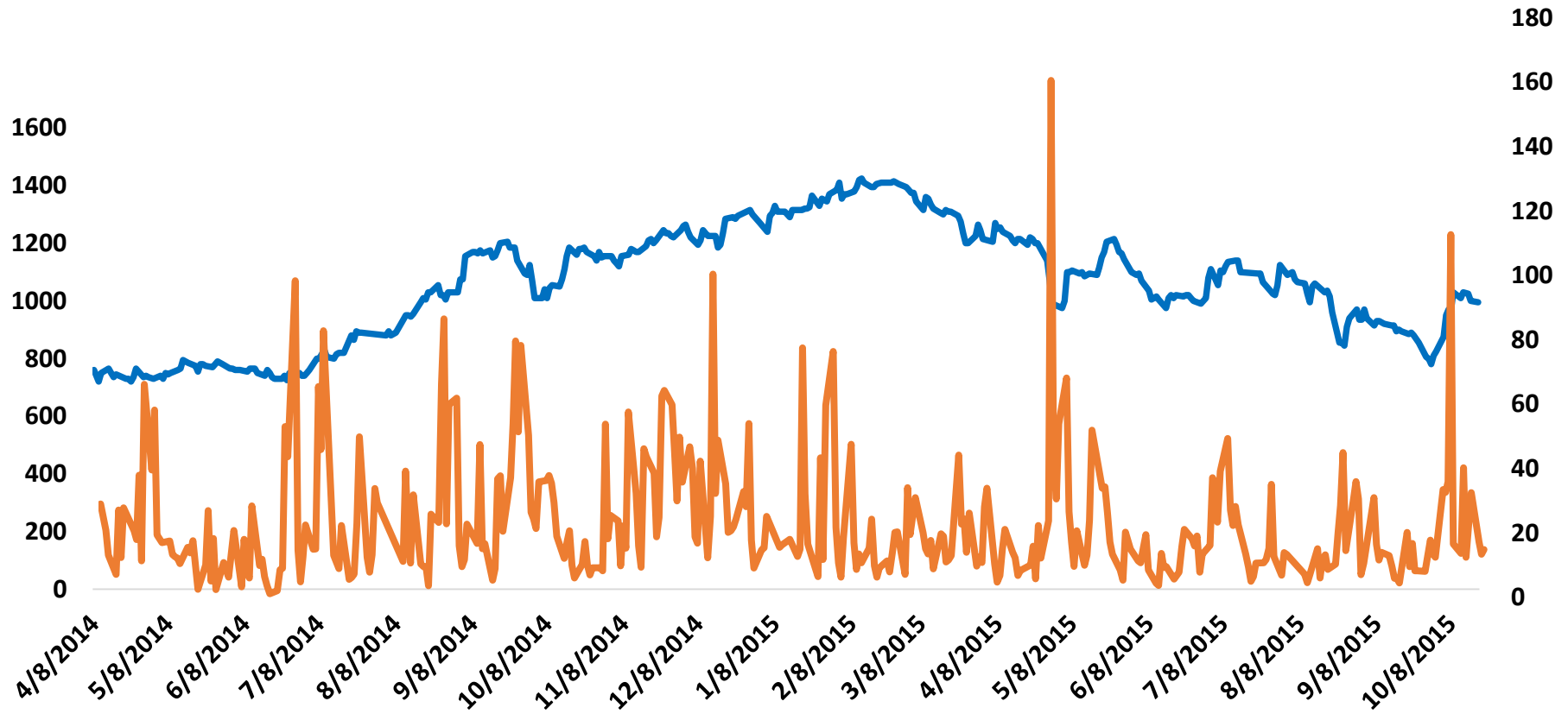
1st rank Indonesia Annual Report Award 2014 for Listed Non Financial Company

One of 3 best Indonesian small cap Companies 2014 from FORBES

STOCK PERFORMANCE

PRICE

VOLUME





END OF PRESENTATION

PT WIJAYA KARYA BETON Tbk

Head Office

Jl. Raya Jatiwaringin no. 54
Pondok Gede-Bekasi 17411

Contact Information

Phone : (+6221) 84973363
Fax : (+6221) 84973391, 84973392
Email : wbcc@wika-beton.co.id
marketing@wika-beton.co.id